


UNITESTA

A U T A S E M O C E M I



Spisová značka: C. 58499 vedená u rejstříkového soudu v Praze, DIČ CZ25655124,
Plynární 27/1093 , 170 00 Praha 7 Holešovice, tel./fax: +420 283 870 412.
Provozovna : Toužimská 778/B1 Business Park Letňany , 190 00 Praha 9

WWW.UNITESTA.COM



Product: 7000# Axle Trailers
Length: 38.00
Width: 8.50
Height: 7.00
Number of Axles: 2
Axle Type: 7000# Torsion Axles
Exterior Color: Black
Interior Color: Silver Frost
Cabinet Color: TBD
Cove Color: TBD
Wheel Style: Thoroughbred Silver

Interior

- One Piece Aluminum Subfloor Vapor Barrier
- One Piece Aluminum Transition Flap
- (1) 12V Power Roof Vent
- (4) 5000# Recessed D-Rings

Exterior

- .030 Aluminum Skin

Chassis

- Full Perimeter Aluminum Frame
- Dexter Torsion Axles
- Breakaway Battery Kit
- 2 5/16" Adjustable GN Coupler
- Dual Leg Manual Landing Gear
- 16" O/C Wall Studs
- Smooth Aluminum Wheel Boxes
- ST235/85R16 Nitro Filled Tires w/ Aluminum Wheels

- All Tube Construction
- Electric Brakes - All Axles
- 7-Way Trailer Plug
- Safety Chains w/ Storage Loop
- 16" O/C Floor Crossmembers
- 16" O/C Roof Studs
- Spread Axle Design w/ Individual Fenderettes

- 3/4" High Performance Drymax Subfloor
- (3) 12V LED Dome Lights w/ Switch
- 7' Standard Interior Height
- 4' Beavertail

- Screwless/Rivetless Aluminum Exterior

- One Piece Aluminum Roof
- 4" Upper and 6" Lower Rub Rail
- LED Premium Clearance Lights
- ATP Enclosed Riser w/ (2) Storage Doors
- 36" 405 Series Entrance Door
- Color Matched Front Verticals
- Rear Caster Wheels - Pair
- Arched & Trussed Walk-On Service Roof
- Clear Anodized Exterior Trim Package
- LED Slimline Tail Lights
- Slideout Aluminum Step - Non-Slip
- FMVSS Premium Entrance Door Latch
- Rear Ramp Door w/ Gapless Continuous Hinge
- Aluminum Bar Locks - Rear Ramp Door

Selected Options:

1 each 38' iCon Package \$33,455.00

Exterior Upgrades

- Upgrade to 48" 405 Series Door
- Upgrade to Cast Corners w/ Stainless Steel Verticals & Radius
- Upgrade to Stainless Steel Paddle Latches
- Awning Rail
- Upgrade to .040 Exterior Aluminum Skin
- Stainless Steel Rear Header & Posts
- 40" x 36" 405 Series Generator Door

Electrical Upgrades

- 50 Amp Electrical Service
- Requires 240V Panel Upgrade to Use 240V
- 12V Battery & Box Wired
- 12V Fuse Panel
- (1) 20 Amp Interior Recept w/ Dual USB
- (1) 20 Amp Exterior Recepts
- 3 Way Light Switch for Interior LED Lights
- 12V Cutoff Switch
- Upgrade to Dual Brake Lights
- 50 Amp Gen Prep w/ Transfer Switch
- Motorbase Plug & 25' Shore Cord
- Battery Shelf in Riser Compartment
- 60 Amp Converter for 12V
- (2) 20 Amp Interior Recepts
- (5) 12V 18" LED Interior Lights - Replaces Domes
- (2) 12V Surface Mount LED Flood Lights
- Upgrade to Panel Lite Exterior Lights

Interior Upgrades

- Screwless Aluminum Walls & Ceiling
- Extruded Aluminum Floor
- Extruded Aluminum Ramp
- 8' Premium Aluminum L Shaped Lower Cabinet
- Gen Compartment in L Cabinet
- Add Roof Vent w/ Wire for Future AC
- Gray Carpet in Riser Area
- 8' Premium Aluminum Upper Cabinet
- LED Light Under Upper Cabinet
- 8' Interior Height Maximum w/ Package

50" Bunk Riser Hight to match ATC prints supplied by customer

1 each Downgrade to 30 Amp Service from 50 Amp Service (\$110.50)

1 each Downgrade to 36" 405 Series Entrance Door from 48" (\$65.00)

CS

1 each Taper Nose for Gooseneck \$390.00

1 each Upgrade to Electric Over Hydraulic Disk Brakes (Tandem 6, 7, 8k Axles) \$2,567.50

- Wheelbox Size Will Vary Based on Frame and Axle Degree
- Reduces Distance Between Wheelboxes by 2"
- House 12V Battery Required - Optioned Separately

1 each Upgrade to Dual Post Hydraulic Landing Gear for Gooseneck \$2,860.00

2 Each Spare ST235/85R16 on Aluminum Wheel \$1,300.00

2 each Spare Tire Wall Mount - Specify Location (Interior or Exterior) \$260.00

CS Riser

1 each Upgrade to Full Width Ramp Extension Up to 4' Long w/ 3" Bumpers - Specify Length \$877.50

48"

2 each Add 12V 18" LED Interior Light \$234.00

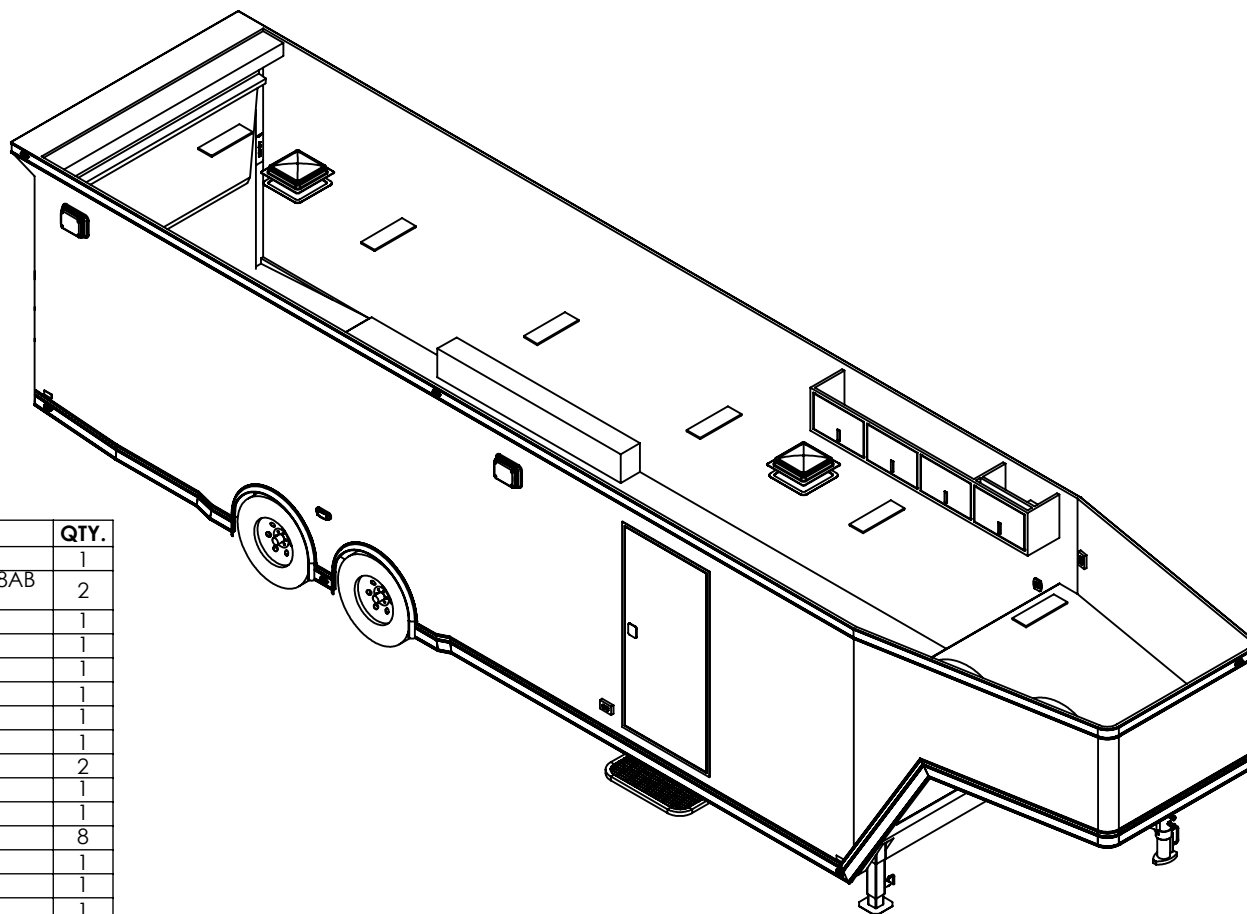
- Maximum of (6) Per Switch

6 Centered in Ceiling

1 each Side Mount LED Turn Signal/Clearance and Turn Combo (Pair) \$130.00

4 each Add 5000# D-Ring - Recessed	\$182.00
8 Total	
1 each Upgrade to Lowered Skirt w/ Reverse Beavertail Design - Tandem Axle	\$650.00
1 each Color Matched Rear Spoiler - Specify Original or New Style	\$747.50
- Includes (2) Integrated LED Loading Lights	- Original Style - Color Matched to Rear Header
- New Style - Requires SS Rear Header & Posts	
Stainless	
1 each In Floor Winch Box w/ Pulley - Angled Mount	\$455.00
- Designed for S5000 ComeUp Winch	
Centerd as far foward as possible	
1 Each 5000# Winch w/ Wireless Remote Control & Synthetic Rope	\$1,235.00
1 each Delete Full Lower Cabinets	\$845.00
Subtotal:	
Custom Dexter Park Brake	\$3,375.00
RPM Sales Discount	
Total:	\$81,539.80

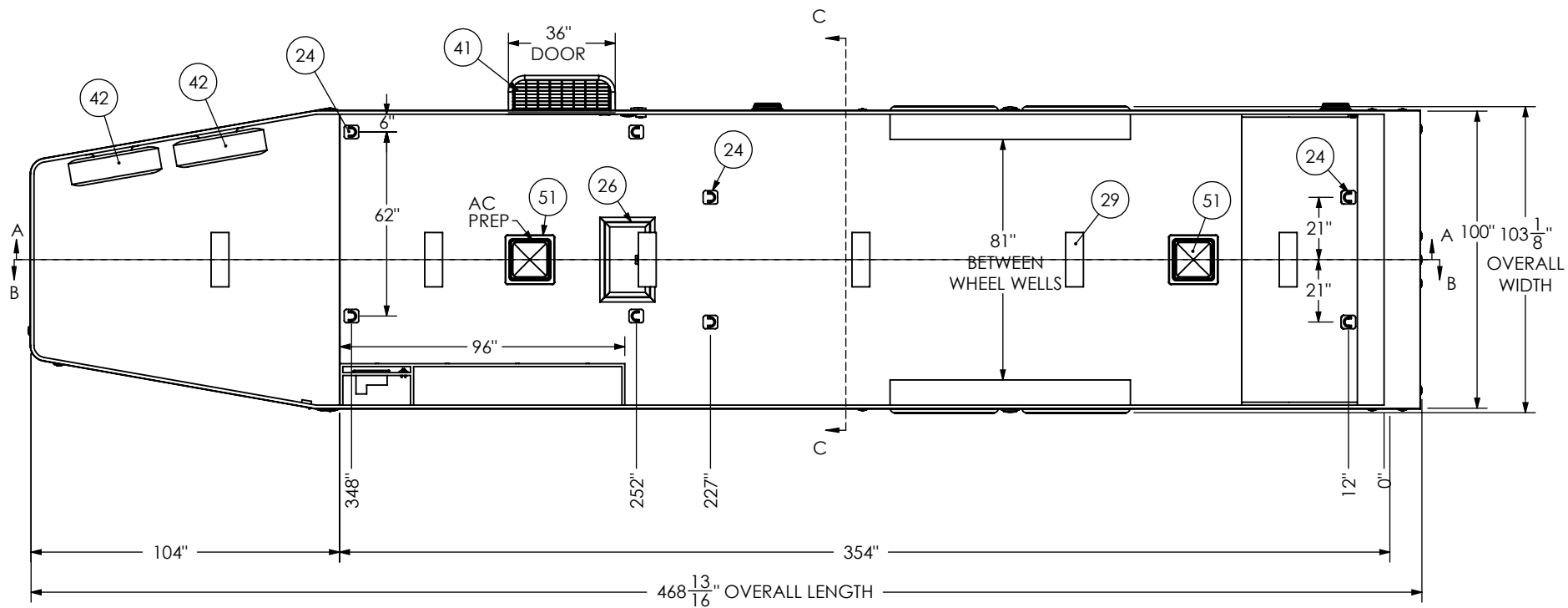




ITEM NO.	FILE NAME	DESCRIPTION	QTY.
1	Automatic Transfer Switch		1
2	Axle, Dexter	7000#, 22.5 UP, 93.5HF, 78AB HYD DISC	2
13	Battery Box		1
14	Battery Tray	Single Battery Tray	1
15	Battery Vent		1
16	Brake Actuator		1
17	Bumpers	3"	1
18	Cabinet, Overhead - 24069		1
19	Caster Wheel		2
22	Coupler, GN	5575	1
23	Cover, Spring Assist		1
24	D-Ring	5,000	8
25	Door, Entrance	36" x 76" RHS	1
26	In-Floor Compartment	Winch Box (14"x24")	1
27	LICENSE PLATE BRACKET		1
28	Landing Gear GN	Hydraulic	2
29	Light	18" 12v LED	8
30	Light, License Plate		1
31	Load Center	30 Amp L/C - 60 Amp Conv	1
32	Loading Light - LED	900 Series	2
33	Loading Light - LED	13.7" 12V Loading Light	2
34	Motorbase Plug	30 Amp	1
35	Outlet	120V 20 Amp	3
36	Outlet	120v 20Amp/Dual USB	1
37	Paddle Latch		2
38	Ramp Extension	48" x 84"	1
41	Slide Out Step	36" Wide	1
42	Spare Tire Assembly		2
43	Switch	Roof Vent	2
44	Switch	1 - 12V Switch	3
45	Switch	12v Cutoff	1
46	Switch	Dimmer	1
47	Switch	Jack	1
48	Tail Light	Panelite	4
49	Tire	ST235/85R16	4
50	Turn Signal		2
51	Vent, Roof		2

PROPRIETARY AND CONFIDENTIAL
THE INFORMATION CONTAINED IN THIS DRAWING IS THE SOLE PROPERTY OF INTECH TRAILERS. ANY REPRODUCTION IN PART OR AS A WHOLE WITHOUT THE WRITTEN PERMISSION OF INTECH TRAILERS IS PROHIBITED.

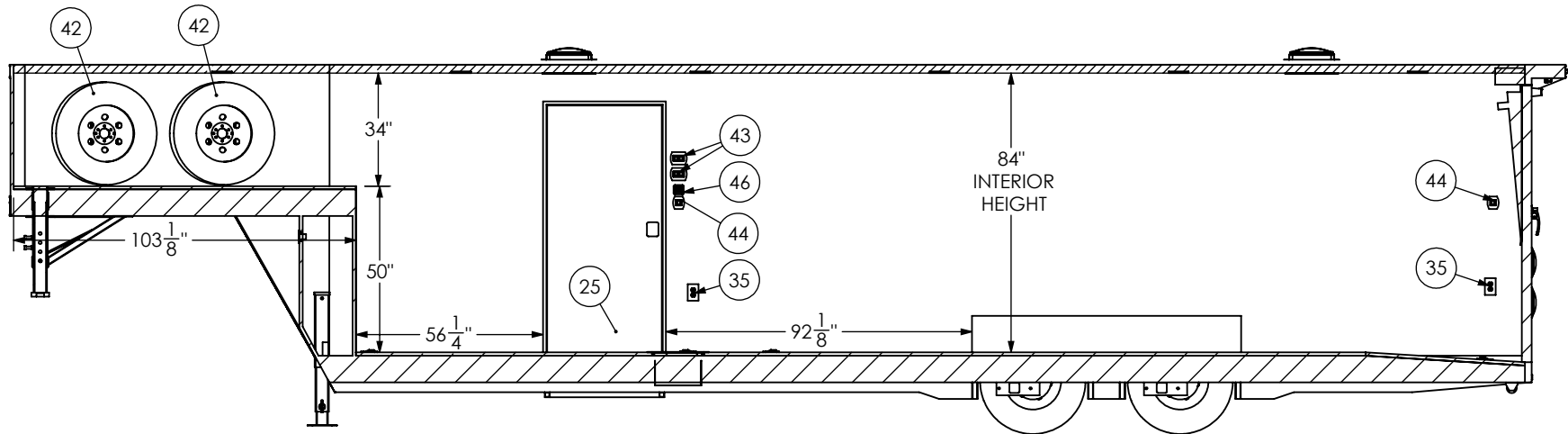
C	ADDED ELECTRIC/HYD DISC BRAKES		
B	DELETED BASE CABINET		
A	INITIAL PRINT		
REV.	DESCRIPTION		
REVISION TABLE			
SCALE: 1:60	NAME	DATE	<i>inTech Trailers</i> RPM-24069 BGA8.5x38TA5 BOM
DRAWN	SMM	3/21/2022	
ALL DIMENSIONS ARE IN INCHES AND ARE NOMINAL. DIMENSIONS ON ACTUAL TRAILER MAY VARY FROM WHAT IS SHOWN ON PRINT BASED ON ACTUAL FRAMING AND TRAILER STRUCTURE. UNLESS NOTED AS CRITICAL			DWG. NO. BGA8.5x38TA Trailer Assembly - 24069
			SHEET 1 OF 5
			REV. C



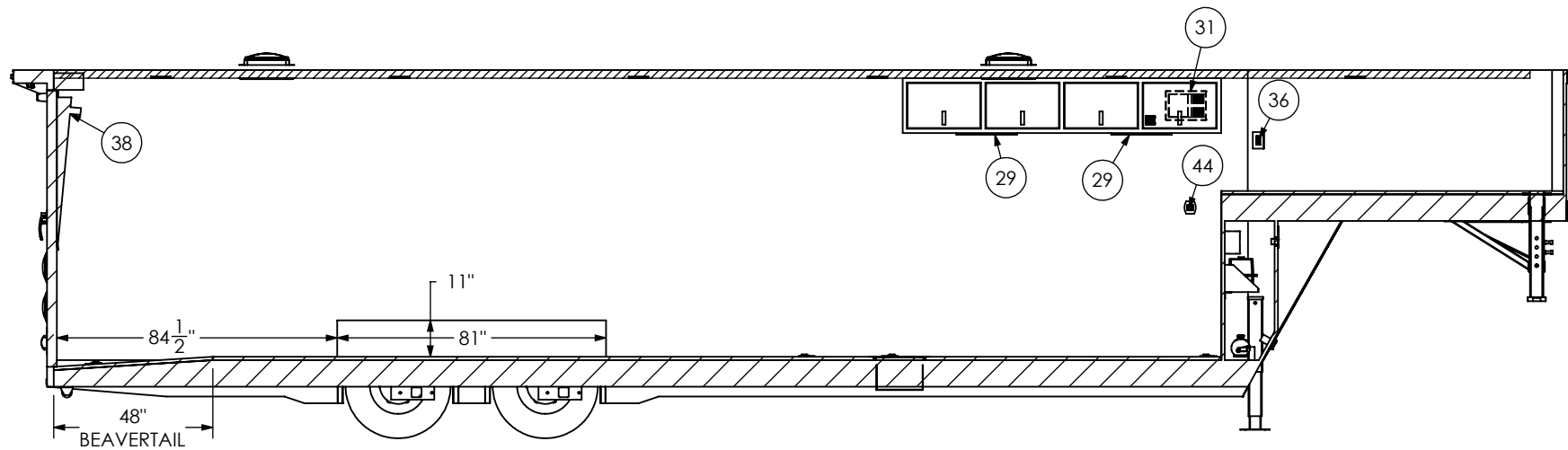
Customer Signature: _____

PROPRIETARY AND CONFIDENTIAL
 THE INFORMATION CONTAINED IN THIS DRAWING IS THE
 SOLE PROPERTY OF INTECH TRAILERS. ANY REPRODUCTION
 IN PART OR AS A WHOLE WITHOUT THE WRITTEN PERMISSION
 OF INTECH TRAILERS IS PROHIBITED.

SCALE: 1:54	NAME	DATE	inTech Trailers	
DRAWN	SMM	3/21/2022	RPM-24069 BGA8.5x38TA5 FLOORPLAN	
ALL DIMENSIONS ARE IN INCHES AND ARE NOMINAL. DIMENSIONS ON ACTUAL TRAILER MAY VARY FROM WHAT IS SHOWN ON PRINT BASED ON ACTUAL FRAMING AND TRAILER STRUCTURE, UNLESS NOTED AS CRITICAL			DWG. NO. BGA8.5x38TA Trailer Assembly - 24069	SHEET 2 OF 5 REV. C



INTERIOR CURB SIDE
SECTION A-A



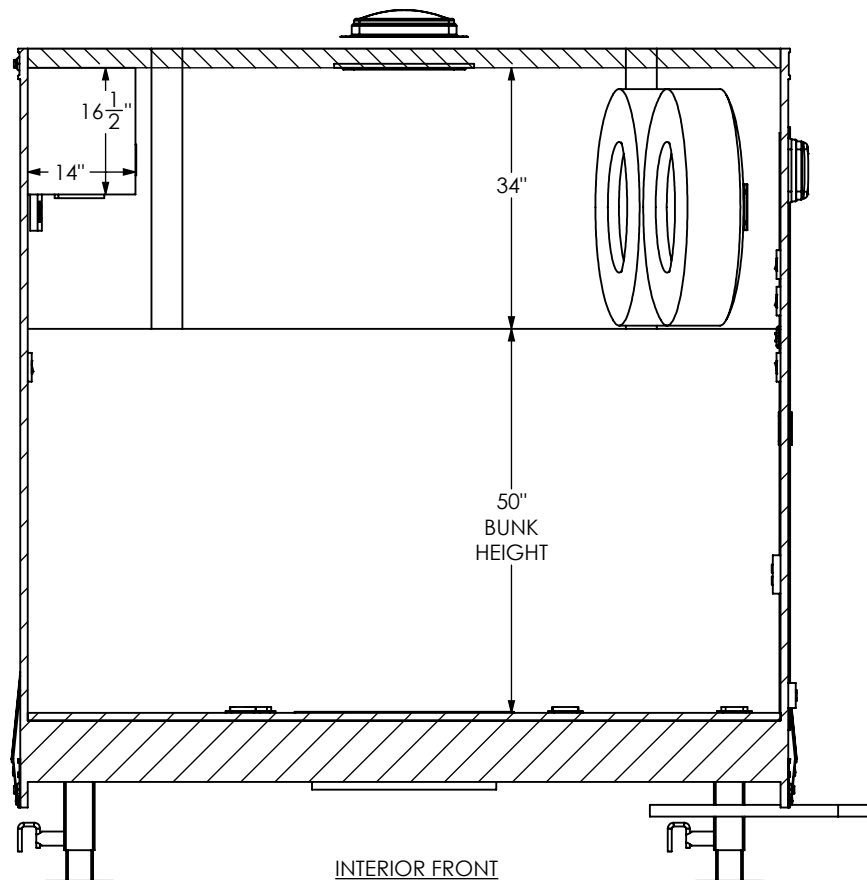
INTERIOR ROAD SIDE
SECTION B-B

Customer Signature: _____

PROPRIETARY AND CONFIDENTIAL

THE INFORMATION CONTAINED IN THIS DRAWING IS THE
SOLE PROPERTY OF INTECH TRAILERS. ANY REPRODUCTION
IN PART OR AS A WHOLE WITHOUT THE WRITTEN PERMISSION
OF INTECH TRAILERS IS PROHIBITED.

SCALE: 1:52	NAME	DATE	inTech Trailers	
DRAWN	SMM	3/21/2022	RPM-24069 BGA8.5x38TA5 INTERIOR SIDES	
ALL DIMENSIONS ARE IN INCHES AND ARE NOMINAL. DIMENSIONS ON ACTUAL TRAILER MAY VARY FROM WHAT IS SHOWN ON PRINT BASED ON ACTUAL FRAMING AND TRAILER STRUCTURE. UNLESS NOTED AS CRITICAL			DWG. NO. BGA8.5x38TA Trailer Assembly - 24069	SHEET 3 OF 5 REV. C



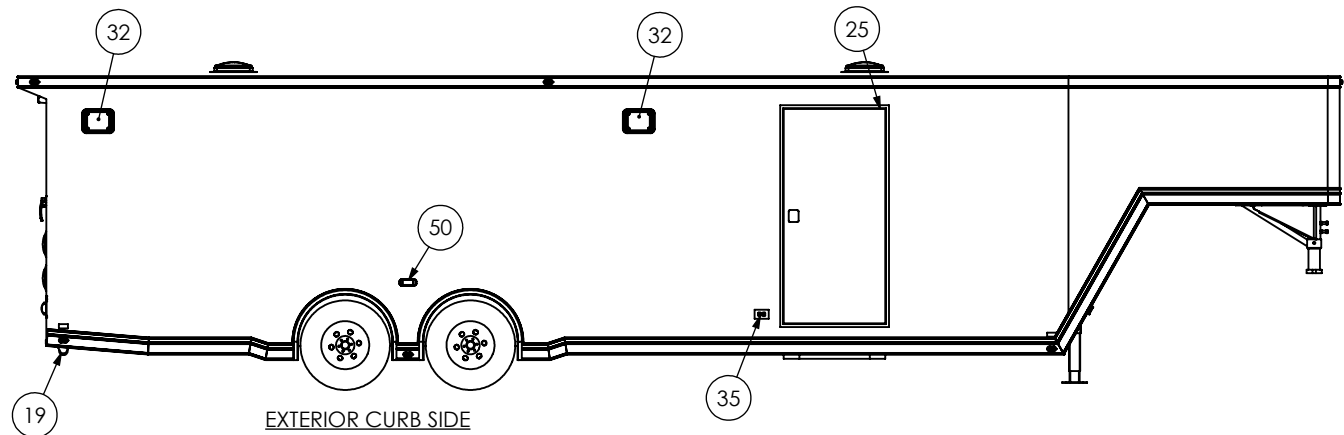
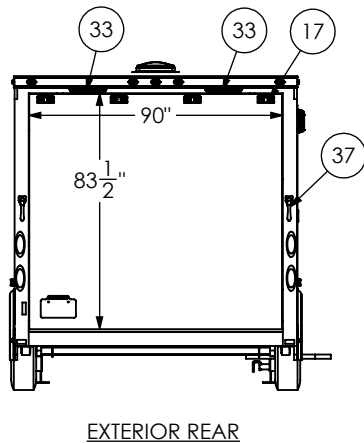
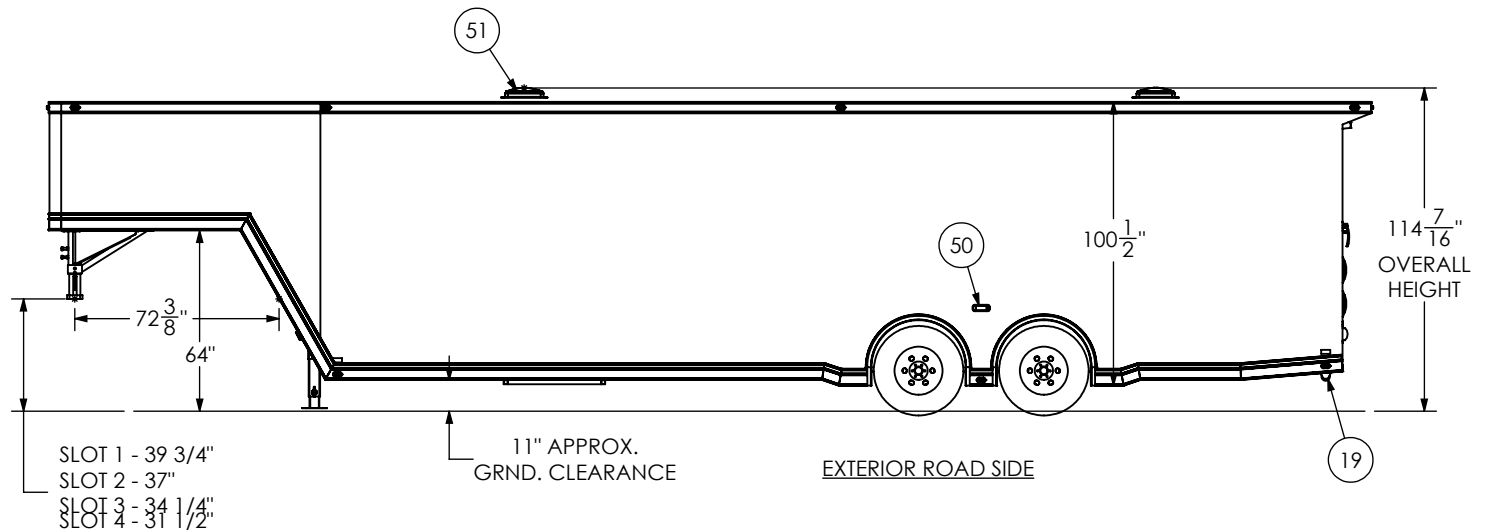
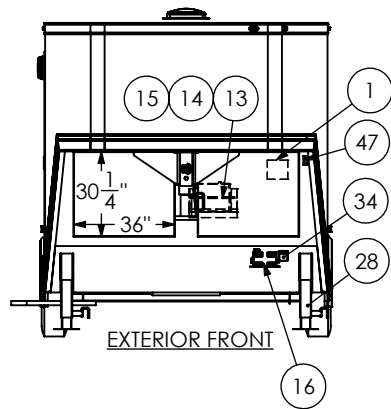
INTERIOR FRONT
SECTION C-C

Customer Signature: _____

PROPRIETARY AND CONFIDENTIAL

THE INFORMATION CONTAINED IN THIS DRAWING IS THE
SOLE PROPERTY OF INTECH TRAILERS. ANY REPRODUCTION
IN PART OR AS A WHOLE WITHOUT THE WRITTEN PERMISSION
OF INTECH TRAILERS IS PROHIBITED.

SCALE: 1:25	NAME	DATE	<i>inTech Trailers</i>	
DRAWN	SMM	3/21/2022	RPM-24069 BGA8.5x38TA5 INTERIOR FRONT	
ALL DIMENSIONS ARE IN INCHES AND ARE NOMINAL. DIMENSIONS ON ACTUAL TRAILER MAY VARY FROM WHAT IS SHOWN ON PRINT BASED ON ACTUAL FRAMING AND TRAILER STRUCTURE. UNLESS NOTED AS CRITICAL		DWG. NO.	SHEET 4 OF 5	REV.
		BGA8.5x38TA Trailer Assembly - 24069		C



Customer Signature: _____

PROPRIETARY AND CONFIDENTIAL
THE INFORMATION CONTAINED IN THIS DRAWING IS THE
SOLE PROPERTY OF INTECH TRAILERS. ANY REPRODUCTION
IN PART OR AS A WHOLE WITHOUT THE WRITTEN PERMISSION
OF INTECH TRAILERS IS PROHIBITED.

SCALE: 1:68	NAME	DATE	inTech Trailers	
DRAWN	SMM	3/21/2022	RPM-24069 BGA8.5x38TA5 EXTERIOR	
ALL DIMENSIONS ARE IN INCHES AND ARE NOMINAL. DIMENSIONS ON ACTUAL TRAILER MAY VARY FROM WHAT IS SHOWN ON PRINT BASED ON ACTUAL FRAMING AND TRAILER STRUCTURE. UNLESS NOTED AS CRITICAL			DWG. NO. BGA8.5x38TA Trailer Assembly - 24069	REV. C